

Clean Oven

Class 100

DE430C/630C, DT430C/630C, DE430UC/630UC

Operating temp. range RT +30~260°C DE RT +30~360°C DT RT +50~200°C DE-U

Clean class class 100 (constant temp.) DE/DT class 100 (full course) DE-U

Internal capacity 91L 430C/430UC 216L 630C/630UC

Class 100 clean and fine constant temperature ovens that can suppress dust at constant and changing temperatures.

Suitable for the constant temp. test of semi-conductor, LCD, electronic products and precision instruments in a dustfree environment.

- Equipped with high temp. heat resistant HEPA filters and designed with horizontal circulation mode.
- Class 100 cleanliness is achieved for DE/DT models at constant temperature while DE-U models at full course.
- Suitable height for placing or taking samples, prevent the dust from blowing into the chamber during door opening and closing.
- N₂ flowmeter is used to introduce nitrogen and set the flow.
- Self-diagnosis function (abnormal temp. sensing, heater disconnection, auto overheat prevention, SSR short circuit), overheat protector, electric leakage breaker, key lock, etc.



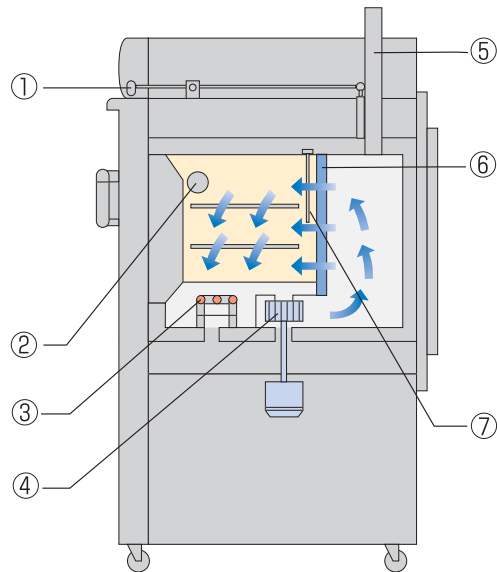
Specifications

Model	DE430C	DE630C	DT430C	DT630C	DE430UC	DE630UC
System	Forced convection					
Operating temp. range	RT+30~260°C		RT+30~360°C		RT+50~200°C	
Temp. control accuracy	±0.3°C (at 260°C)		±0.3°C (at 360°C)		±0.3°C (at 200°C)	
Temp. distribution accuracy	±2.5°C (at 260°C)		±4°C (at 360°C)		±4°C (at 200°C)	
Max. temp. reaching time	Approx. 70min	Approx. 60min (to 260°C)	Approx. 80min		Approx. 60min	
Clean class	Keep class 100 at constant temp.				Keep class 100 at constant temp., temp. rising or cooling down	
Interior / Exterior	Stainless steel plate / Cold rolled steel plate with chemical proofing coating					
Insulating material	Glass fiber		Aluminume silicate wool		Glass fiber	
Heater	Stainless steel pipe heater					
	2.5KW	3.6KW		5.2KW	2.5KW	3.6KW
Blow fan / motor	Centrifugal fan, High-temp. self-cooling motor 370W					
Differential pressure gauge	Analog 0~500Pa					
Cable hole	I.D. 30mm (1 on the right side)					
Additional mechanism	Exhaust damper (manual) O.D.61mm					
HEPA filter	Dust collection efficiency: 0.3µm particle 99.97% or more				Dust collection efficiency: 0.1~0.2µm particle 99.999% or more	
N ₂ introduction port	O.D.8mm pagoda connector					
Temp. control	3 segments PID					
Temp. setting	Use specialized function menu key and UP/DOWN key to set					
Temp. display	Measured temp. display: Green 4-digit LED digital display Setting temp. display: Red 4-digit LED digital display					
Timer	1min-99 hr 59 min and 100 hr-999 hr 50 min (attached with timing wait function)					
Operation function	Fixed temp. operation, Auto start, Auto stop, Program operation					
Program mode	Program operation 3 segments 30 steps (30 steps×1, 15 steps×2, 10 steps×3)					
Additional functions	Deviation correction, Key lock, Power outage compensation					
Sensor	K thermocouple (Temp. controller and overheat protector)					
Safety device	Self-diagnosis circuit (Abnormal temp. sensing, Heater disconnection, Auto overheat prevention, SSR short circuit), Overheat protector, Overcurrent ELB, Key lock					
Internal dimensions (WxDxHmm)	450x450x450	600x600x600	450x450x450	600x600x600	450x450x450	600x600x600
External dimensions (WxDxHmm)	700x1000x1765	850x1150x1765	700x1000x1765	850x1150x1765	700x1000x1765	850x1150x1765
Internal capacity	91L	216L	91L	216L	91L	216L
Shelf plate with standard load	30kg / piece					
Shelf plate steps/Shelf rest pitch	12 steps / 30mm	17 steps / 30mm	12 steps / 30mm	17 steps / 30mm	12 steps / 30mm	17 steps / 30mm
Power supply (50/60Hz) rated current	3 Phase AC380V 5A	3 Phase AC380V 6.5A		3 Phase AC380V 8.5A	3 Phase AC380V 5A	3 Phase AC380V 6.5A
Weight	Approx. 220kg	Approx. 270kg	Approx. 220kg	Approx. 270kg	Approx. 220kg	Approx. 270kg
Shelf plate	Stainless steel wire screen plate					
Shelf rest	2 pcs	3 pcs	2 pcs	3 pcs	2 pcs	3 pcs
Shelf bracket	4 pcs	6 pcs	4 pcs	6 pcs	4 pcs	6 pcs
Optional	Shelf plate (1 plate with 2 rests), Cable hole (30/50mm), Recorder, indicator lamp (Stand-by/running/malfunction), Observation window, External communication (RS485), temp. Output terminal (4-20mA), Output terminal for alarm device, Time up output terminal					

Interior



Structure diagram

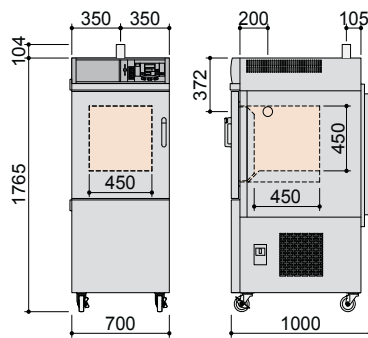


- ① Exhaust damper (manual), Auto damper (optional)
- ② Cable hole
- ③ Heater
- ④ Sirocco fan
- ⑤ Air exhaust port
- ⑥ HEPA filter
- ⑦ Sensor

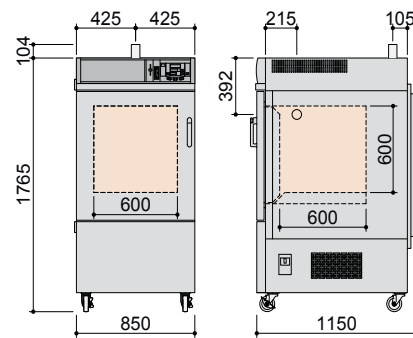
Control panel



Dimensions (Unit:mm)



DE430C/DT430C/DE430UC



DE630C/DT630C/DE630UC